

CPA COMEUP

by Moms Boyfriend

Yo. In this guide, I'm going to show you exactly what I did to earn over \$120/day using raw, pure CPA marketing. There's only one real reason that you've purchased this, and that's to make some **real money**. With the coronavirus putting people all over the world out of work, I'm going to help you out and make it so that you may never go back to work again. Seriously. With the right amount of time and effort, and a little bit of scaling, you can easily earn \$200 -- even \$300 -- per day.

What is CPA?

It's how we get our money. For every specific *action* taken by a user, we get a piece of the pie. For example, a user clicks on a website offering a FREE iPhone 11 Pro Max, but to enter, they have to fill out a survey or sign up for a free trial. Every time the user completes one of these tasks, we get the dough. The cost per action varies based on the location of the user, the device used, etc.

There are multiple CPA affiliate networks, many have come and gone throughout the years. On the next page, we will cover the set-up of our affiliate network and web host.

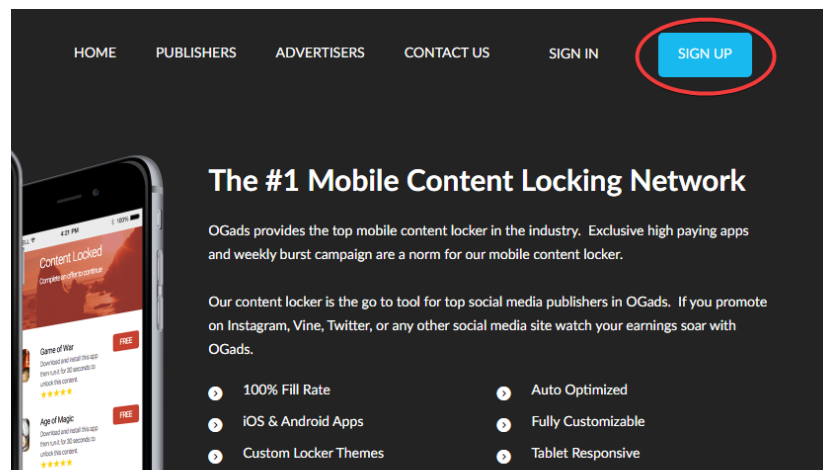
The Set-Up

Affiliate Network

To start, you need to be registered at a CPA affiliate network. There have been many networks to come and go, some being more reputable than the others. For the past few years, I have been using **OGAds**. They have been very prompt on payments and looser on the rules, which is perfect for what we're going to be doing.

<https://ogads.com/?r=254234>

Here is a link to sign up for OGAds under my referral, it helps me out. Feel free to visit the website directly if you do not wish to help me out :(



When signing up for OGAds, they will ask you where your traffic comes from, your social media handles, your domain names. Do not fear. Simply write some variation of “I am working with my affiliate to create a landing page for conversions.” This may or may not be a benefit to signing up under my referral link.


Web Hosting

For this method, you will need a webhost. I have used a number of web hosts over the years, but for the purposes of this guide, we're going to find something cheap, yet reliable.

I'm currently hosting this method at Namecheap hosting.

<https://www.namecheap.com/hosting/shared/>

Shared hosting plans

Datacenter Location 

☒ US ☐ UK ☐ EU (New!)

Monthly Yearly 2 Years

Stellar

\$3.88/mo

Get Started

Renews at \$3.88/month

- ✓ 3 Websites
- ✓ 20 GB SSD
- ✓ Free CDN BETA

POPULAR

Stellar Plus

\$5.88/mo

Get Started

Renews at \$5.88/month

- ✓ Unlimited Websites
- ✓ Unmetered SSD
- ✓ Free CDN BETA
- ✓ AutoBackup


Stellar Business

\$9.88/mo

Get Started

Renews at \$9.88/month

- ✓ Unlimited Websites
- ✓ 50 GB SSD
- ✓ Free CDN BETA
- ✓ AutoBackup & Cloud Storage



The *bare-minimum* hosting service I would recommend would be the **Stellar Plus**. This offers unlimited bandwidth and unlimited websites, allowing you to scale up your CPA earnings through different niches. I have been using this exact host for the majority of my landing pages, and it seems to work out pretty well for my needs.

The Landing Page

This is the moment you've been waiting for. I'm going to share with you my personal landing page that I used to earn over \$120/day. If you're not sure how to upload these files to your webhost, check out the video below. It will cover how to navigate cPanel and upload your files that way. You can also upload via FTP client such as WinSCP or FileZilla. You can find your connection details in the welcoming email you received from Namecheap or whichever host you decided to go with.

<https://youtu.be/IQ5cUfZnDos>

Without further ado, here is my high-earning, high-conversion Snapchat Premium landing page. You will need to find the file named **app.js** and replace the string "LOCKER-URL-GOES-HERE" on Line 70 with, of course, your locker URL. At that point, you're good to go.

Link to Snapchat Premium Landing Page:

<https://drive.google.com/file/d/1SBuMH5jnLh7Q5j60YWxwk11DF2U-qwu8/view?usp=sharing>

Conclusions

That's all I have for you guys. This is a super simple guide on how to get started with CPA. I may be offering some traffic generation methods for sale in the near future, but I wanted to release something to help the newbies get up and running on the LP side.

Best of luck on your journeys!